



Ministry of science and high education RF Ulyanovsk State University	Form	
F- Discipline Working Program		

APPROVED BY
by the decision of the Academic Council of the USU
Institute of Medicine, Ecology and Physical Culture
17.05.2023 Record No. 9/250
Chairman Midlenko V.I.



(Signature, Name)
«17» May 2023

DISCIPLINE WORKING PROGRAM

Discipline	Pediatrics
Faculty	Medical faculty of T.Z. Biktimirov
Name of department	Pediatrics
Course	4

Direction (specialty) 31.05.01 General medicine

Orientation (profile/specialty) not provided

Form of training full-time

Date of introduction into the academic process at Ulyanovsk State University « 1 » /09/ 2023



Revised at the Department meeting, Record No. 1 of 28.08. 2024


Revised at the Department meeting, Record No. _____ of _____ « _____ »

Revised at the Department meeting, Record No. _____ of _____ « _____ » 20


Information about the authors:


Initials	Abbreviation of the department	Degree, scientific rank
Dementyeva Y.N.	Pediatrics	Senior Lecturer
Prutskova E.V.	Pediatrics	Senior Lecturer

Agreed	Agreed
Head of pediatrics department, developing discipline	Head of the graduating Department of Hospital therapy
 /Solovyeva I.L./ Signature Full name	 /Vize-Khripunova M.A./ Signature Full name
«15» May 2023	«15» May 2023

Ministry of science and high education RF Ulyanovsk State University	Form	
F-Educational plan of the discipline		

CHANGES LIST
to the work program of the discipline "Pediatrics"
specialty 31.05.01 "General Medicine"

№	Content of the change or link to the attached text of the change	Full name of the head of the department implementing the discipline	Signature	Date
1.	Making changes to p.p. c) Professional databases, information and reference systems p. 11 "Educational, methodological and information support of the discipline" with the execution of Attachment 1	Soloveva I.L.		28.08.2024

Ministry of science and high education RF Ulyanovsk State University	Form	
F-Educational plan of the discipline		

Attachment 1

Профессиональные базы данных, информационно-справочные системы

1. Электронно-библиотечные системы:

1.1. Цифровой образовательный ресурс IPRsmart : электронно-библиотечная система : сайт / ООО Компания «Ай Пи Ар Медиа». - Саратов, [2024]. – URL: <http://www.iprbookshop.ru>. – Режим доступа: для зарегистрир. пользователей. - Текст : электронный.

1.2. Образовательная платформа ЮРАЙТ : образовательный ресурс, электронная библиотека : сайт / ООО Электронное издательство «ЮРАЙТ». – Москва, [2024]. - URL: <https://urait.ru> . – Режим доступа: для зарегистрир. пользователей. - Текст : электронный.

1.3. База данных «Электронная библиотека технического ВУЗа (ЭБС «Консультант студента») : электронно-библиотечная система : сайт / ООО «Политехресурс». – Москва, [2024]. – URL: <https://www.studentlibrary.ru/cgi-bin/mb4x>. – Режим доступа: для зарегистрир. пользователей. – Текст : электронный.

1.4. Консультант врача. Электронная медицинская библиотека : база данных : сайт / ООО «Высшая школа организации и управления здравоохранением-Комплексный медицинский консалтинг». – Москва, [2024]. – URL: <https://www.rosmedlib.ru>. – Режим доступа: для зарегистрир. пользователей. – Текст : электронный.

1.5. Большая медицинская библиотека : электронно-библиотечная система : сайт / ООО «Букап». – Томск, [2024]. – URL: <https://www.books-up.ru/ru/library/> . – Режим доступа: для зарегистрир. пользователей. – Текст : электронный.

1.6. ЭБС Лань : электронно-библиотечная система : сайт / ООО ЭБС «Лань». – Санкт-Петербург, [2024]. – URL: <https://e.lanbook.com>. – Режим доступа: для зарегистрир. пользователей. – Текст : электронный.

1.7. ЭБС Znanium.com : электронно-библиотечная система : сайт / ООО «Знаниум». - Москва, [2024]. - URL: <http://znanium.com> . – Режим доступа : для зарегистрир. пользователей. - Текст : электронный.

2. КонсультантПлюс [Электронный ресурс]: справочная правовая система. / ООО «Консультант Плюс» - Электрон. дан. - Москва : КонсультантПлюс, [2024].

3. eLIBRARY.RU: научная электронная библиотека : сайт / ООО «Научная Электронная Библиотека». – Москва, [2024]. – URL: <http://elibrary.ru>. – Режим доступа : для авториз. пользователей. – Текст : электронный

4. Федеральная государственная информационная система «Национальная электронная библиотека» : электронная библиотека : сайт / ФГБУ РГБ. – Москва, [2024]. – URL: <https://нэб.рф>. – Режим доступа : для пользователей научной библиотеки. – Текст : электронный.

5. Российское образование : федеральный портал / учредитель ФГАУ «ФИЦТО». – URL: <http://www.edu.ru>. – Текст : электронный.


6. Электронная библиотечная система УлГУ : модуль «Электронная библиотека» АБИС Мега-ПРО / ООО «Дата Экспресс». – URL: <http://lib.ulsu.ru/MegaPro/Web>. – Режим доступа : для пользователей научной библиотеки. – Текст : электронный.

Инженер ведущий



Щуренко Ю.В.

2024

Ministry of science and high education RF Ulyanovsk State University	Form	
F-Educational plan of the discipline		

1.OBJECTIVES AND AIM OF PEDIATRICS

The objectives of mastering the discipline:

1. the formation of ideas about the course of pathological processes associated with age-related anatomical and physiological changes in different periods of childhood;
2. training of a doctor focused on issues of somatic and infectious pathology in children;
3. acquisition of skills for diagnosis, treatment, preventive and anti-epidemic measures in children of different ages and with various somatic and infectious diseases.

Discipline Tasks:

1. to teach students to communicate with a healthy and sick child and his parents and comply with deontological norms and principles;
2. the formation of an understanding of the basic anatomical and physiological characteristics of the child's body at different age periods in connection with pathology;
3. the formation of student's ideas about the features of the course of somatic and infectious diseases in children;
4. training in effective methods for the diagnosis and treatment of diseases in children;
5. the formation in students of the necessary practical skills necessary in the professional activities of a pediatrician, general practitioner.

2. PLACE OF THE SUBJECT IN THE STRUCTURE OF GEP:

2.1 Discipline refers to study section B1. B. 25 "Professional cycle", the basic part.

The teaching of the discipline is in English.

To study the discipline, knowledge, skills and abilities formed by previous disciplines / practices that determine readiness for further training are necessary. This knowledge is logically and substantively methodically formed on the basis of the study of previous disciplines:

Bioethics

Knowledge: moral and legal norms accepted in society, principles of deontology

Skills: to implement the ethical and deontological aspects of medical activity in communication with colleagues, nursing staff, children and adolescents, their parents and relatives

Biochemistry

Knowledge: the main biochemical processes in the human body are normal and with pathology

Skills: interpret the results of biochemical analyzes of biological media

Histology, embryology, cytology

Knowledge: the basic laws of the development of tissues, organs and systems of the human body are normal, critical periods of their laying, possible developmental disorders

Microbiology, virology

Knowledge: obligate microflora of the person, the main causative agents of infectious diseases

Skills: interpret the results of bacteriological, virologic and serological studies of human biological environments

Immunology

Knowledge: the basic laws of the immune response in normal and pathological conditions

Skills: interpret the results of studies of the human immune status

Pharmacology


Knowledge: drugs of the main pharmacological groups, their pharmacodynamics and pharmacokinetics in the conditions of the main pathological conditions, undesirable drug reactions

Skills: prescribe drugs for major human diseases

Skills: calculating the dose of essential drugs for pathology in children of different ages

Pathological anatomy, clinical pathological anatomy

Knowledge: features of pathomorphology in major human diseases, age-related features in children

Ministry of science and high education RF Ulyanovsk State University	Form	
F-Educational plan of the discipline		

Skills: interpret the results of pathomorphological studies

Pathophysiology, clinical pathophysiology

Knowledge: the basic laws of human pathology, the pathogenesis of the main groups of diseases

Skills: to analyze the patterns of functioning of various organs and systems in various diseases and pathological processes

Hygiene

Knowledge: knowledge of basic hygiene standards

Skills: to interpret the results of studies of environmental factors, their impact on the body of a healthy person and in pathology

Skills: assessment of the adverse effects of environmental factors on the child's body, their impact on the course of the pathological process, development of measures to prevent them, assessing the adequacy of the diet, its provision with basic nutrients

Public health and healthcare, healthcare economics

Knowledge: the basics of the organization of the health care system, the main parameters of the effectiveness of the health care facilities, demographic indicators and methods for their calculation

Skills: assess the dynamics of demographic indicators, evaluate the performance of health facilities

Skills: working with medical documentation, its proper execution, statistical processing of medical data, examination of temporary disability

Dermatovenerology

Knowledge: etiology, pathogenesis and features of the clinical picture in diseases of the skin and its appendages

Skills: to interpret objective data and the results of instrumental and laboratory studies in diseases of the skin and its appendages

Skills: examination of children with diseases of the skin and its appendages, the appointment of treatment

Neurology, medical genetics

Knowledge: etiology, pathogenesis and features of the clinical picture in the pathology of the nervous system and hereditary diseases

Skills: to interpret objective data and the results of instrumental and laboratory studies in the pathology of the nervous system and hereditary diseases

Skills: examination of children with pathology of the nervous system and hereditary diseases, prescribing treatment

Otorhinolaryngology

Knowledge: etiology, pathogenesis and features of the clinical picture in diseases of ENT organs

Skills: to interpret the data of objective and laboratory-instrumental studies of children with pathology of ENT organs

Skills: examination of children with pathology of ENT organs and prescribing therapy

Faculty therapy, occupational diseases


Knowledge: etiology, pathogenesis, clinical picture, course features and possible complications of the most common diseases and occupational pathologies in adults occurring in a typical form, modern methods for their diagnosis and treatment

Skills: interpretation of data from objective and laboratory-instrumental examinations of adult patients with the most common diseases and professional pathology

Skills: prescribing an examination plan, differential diagnosis and treatment for the most common diseases and occupational pathology in adult patients

Obstetrics and gynecology

Knowledge: diagnostics and management of physiological and pathological pregnancy, diagnostics and treatment of its complications, benefits during obstetric care, indications for surgical delivery, peculiarities of the course and pathology of the postpartum period in women; etiology, pathogenesis, clinical presentation, course features and possible complications of the most com-

Ministry of science and high education RF Ulyanovsk State University	Form	
F-Educational plan of the discipline		

mon gynecological pathology in women and girls


Skills: assessment of the condition of the fetus and newborn, interpretation of prenatal diagnosis data; interpretation of objective and laboratory-instrumental examination data for major gynecological diseases in girls

Skills: pre- and intrapartum diagnostics of the pathology of the fetus and newborn baby; the appointment of a survey plan, differential diagnosis and treatment for major gynecological diseases in girls

3. LIST OF EXPECTED RESULTS OF INSTRUCTION ON THE SUBJECT, CORELATED WITH PLANNED RESULTS OF COMPLETING THE PROGRAM

The study of the subject «Pediatrics» within the completion of the educational program is directed towards the formation of the following general and professional competences in students:

Code and name of competency	The list of planned learning outcomes by discipline (module), correlated with indicators of achievement of competencies
GPC-11 -Able to prepare and apply scientific, research and production, design, organizational, managerial and regulatory documentation in the healthcare system	<p>Know: maintaining a standard accounting and reporting medical documentation in medical organizations; the basics of the technique of translating a scientific text in a specialty, the basics of annotating and abstracting a scientific text; the main types of special dictionary and reference literature and the rules for working with it; science concept; classification of sciences; scientific research and its stages; methodological foundations of scientific knowledge, modern classification of diseases.</p> <p>Be able to: use databases for storing and using information in healthcare; use computer programs to solve problems of mathematical statistics in professional activities; interpret and use the data of the main instrumental examination methods (ECG, ultrasound, X-ray, ECHO KS, FVD, FGDS, etc.), independently take an ECG; correctly draw up the documentation.</p> <p>Possess: the basics of working on a personal computer, the ability to maintain medical records.</p>
PC-2 - Willingness to collect and analyze the patient's complaints, his medical history, examination results, laboratory, instrumental, patho-anatomical and other studies in order to recognize the condition or establish the presence or absence of the disease	<p>Know: diagnostic methods, diagnostic capabilities of methods of direct research of a pediatric patient; modern methods of clinical, laboratory, instrumental examination of patients (including endoscopic, radiological methods, ultrasound diagnostics).</p> <p>Be able to: determine the patient's status: collect anamnesis, interview the patient and / or his relatives, conduct a physical examination of the patient (examination, palpation, auscultation); to conduct a primary examination of systems and organs: respiratory, cardiovascular, blood and blood-forming organs, digestive, endocrine and urinary excretory; to outline the volume of additional studies in accordance with the prognosis of the disease, to clarify the diagnosis and obtain a reliable result.</p> <p>Possess: methods of general clinical objective examination (questioning, examination, palpation, percussion, auscultation) for diseases of internal organs; interpretation of the results of laboratory, instrumental diagnostic methods for pathology of internal organs.</p>
PC – 3- Willingness to	Know: the criteria for the diagnosis of the most common diseases of

Ministry of science and high education RF Ulyanovsk State University	Form	
F-Educational plan of the discipline		


manage and treat patients with various nosological forms on an outpatient basis and in day hospital conditions	<p>internal organs. Features of the organization and scope of work of an outpatient-polyclinic doctor, modern diagnostic capabilities of a poly-clinical service, methods of emergency measures, indications for planned hospitalization; features of the treatment of diseases of internal organs in outpatient settings, incl. day hospital conditions. Be able to: formulate indications for the chosen method of treatment, taking into account etiologic and pathogenetic agents; to develop an algorithm for the management of a pediatric patient in a polyclinic.</p> <p>Own: an algorithm for determining the tactics of managing a patient with pediatric pathology, conducting a differential diagnosis in pathology systems of children and adolescents;</p>
--	--

4. TOTAL VOLUME OF DISCIPLINE

4.1. Volume of the subject in credit points (total): 8 credit points

4.2. On types of academic workload (in hours): 288

Type of academic work	Number of hours (form of education)		
	Total according to the plan	Including on semesters	
		№ semester 7	№ semester 8
1	2	3	4
Work of students with a teacher	174	72	102
Classes:			
lectures	46	10	36
practical classes and seminars	128	62	66
lab classes (practical lessons)	-	-	-
Self-study work	78	36	42
Concurrent control (number and type: a test, a colloquium, a report)		Debriefing, test control, essay	Debriefing, test control, essay
Course paper	-	-	-
Types of intermediate attestation (examination, test)	36	Credit	Exam
Total number of hours on the subject	288	108	180


Ministry of science and high education RF Ulyanovsk State University	Form	
F-Educational plan of the discipline		

4.3. Contents of the discipline. Distribution of hours on themes and kinds of study:


Number of hours –288 h

The form of training: full time


	Name of sections and themes	Total	Activity format					Form of current control
			Classroom studies			Interac- tive clas- ses	Self- study work	
			lect.	practical	Lab. work			
1	2	3	4	5	6	7	8	
1.	The periods of childhood. Physical and mental development of children. The laws of increasing mass and body length, other parameters. Age features, semiotics of violations. Assessment of neuropsychic development.	8	2	6	-	-	-	Debriefing, test control
2.	Anatomical and physiological features respiratory and circulatory organs. Inspection Technique. Functional products. Semiotics of the main lesions.	14	2	6	-	-	6	Debriefing, test control, essay
3.	Features of blood formation in children. Peripheral blood counts depending on age. Assessment of blood tests. Semiotics of the main lesions. Inspection Technique.	8	2	6	-	-	-	Debriefing, test control
4.	Anatomical and physiological features of the digestive and urinary organs. Inspection Technique. Semiotics of the main lesions. Assessment of urine tests, coprograms, second-hand analyzes.	8	2	6	-	-	-	Debriefing, test control
5.	Feeding: natural, mixed, artificial. The advantage of natural feeding. Hypogalactia: preventive measures, stimulation of lactation. Characteristics of milk mixtures. Features of feeding premature infants.	8	2	6	-	-	-	Debriefing, test control
6.	General examination of a healthy and sick child. Anatomical and physiological features and methods of skin research. S / c fatty tissue, l / nodes, musculoskeletal system. Semiotics of violations.	8	2	6	-	-	-	Debriefing, test control
Part 2. Neonatology								
7.	Problems of neonatology. Infant mortality and ways to reduce it: solving the problem of miscarriage, family planning program, improving perinatal diagnosis. Premature baby.	8	2	-	-	-	6	Debriefing, test control, essay

Ministry of science and high education RF Ulyanovsk State University	Form	
F-Educational plan of the discipline		

	The structure of the incidence of newborns.							
8.	Newborn baby: physiology, signs of full-term. Apgar scale. Newborn care technique. Prematurity. Causes of miscarriage, clinical signs, especially care. Organization of departments of newborns and premature babies.	16	2	6	-	2	6	Debriefing, test control, essay
9.	Intrauterine infections CMV, herpes, chlamydia, toxoplasmosis. bacterial sepsis	6	-	0	-	-	6	Debriefing, test control, essay
10.	Hemolytic disease of the newborn. Definition, causes and predisposing factors. Pathogenesis, clinic, diagnosis and treatment. Sepsis of the newborn.	10	2	6	-	2	-	Debriefing, test control
11.	Pathology of the neonatal period. Perinatal damage to the central nervous system of hypoxic-traumatic origin (brain and spinal cord).	6	-	-	-	-	6	Debriefing, test control, essay
Part 3. Diseases of young children.								
12.	Rickets. Clinical and laboratory changes. Diagnostics. Difiagnosis with tubulopathies and rickets-like diseases. The concept of hypervitaminosis "D". Drawing up a treatment and prevention plan.	10	2	6	-	2	-	Debriefing, test control
13.	Iron deficiency anemia. Clinic, hematological diagnostics. Differential diagnosis with other types of anemia. Treatment, prevention.	10	2	6	-	2	-	Debriefing, test control
14.	Chronic eating disorders: pre- and postnatal dystrophies of I - II - III degrees.	8	2	-	-	-	-	Debriefing, test control
15.	Congenital heart defects. Clinic, diagnosis, treatment. Acute and chronic cardiovascular failure. Etiology, pathogenesis, clinic, treatment program	10	2	6	-	2	-	Debriefing, test control
Part 4. Diseases of older children.								
16.	Acute pneumonia. Clinic, diagnosis, differential diagnosis and treatment. Acute respiratory failure. Urgent Care.	10	2	6	-	2	-	Debriefing, test control
17.	Bronchial asthma and chronic bronchopulmonary diseases. Etiology, pathogenesis. Clinical features. Diagnostics. Differential diagnosis, treatment, prevention. Asthmatic status.	15	2	6	-	1	6	Debriefing, test control, essay

Ministry of science and high education RF Ulyanovsk State University	Form	
F-Educational plan of the discipline		

	Emergency help with an attack of bronchial asthma, asthmatic status.							
18.	Bronchitis in children of various ages. Acute simple and obstructive bronchitis, diagnosis, therapeutic tactics.	8	2	-			6	Debriefing, test control, essay
19.	Acute rheumatic fever. Etiopathogenesis. Clinic. Diagnostic criteria. Stages of treatment. Primary and secondary prophylaxis. Dispensary observation.	4	-	4			-	Debriefing, test control
20.	Leukemia. Classification. Etiopathogenesis. Clinical "masks", examination methods. Treatment. Forecast.	8	2	-			6	Debriefing, test control, essay
21.	Hemorrhagic diathesis. Classification. Clinic. Diagnostics. Differential diagnosis. Treatment, prevention.	15	2	6		1	6	Debriefing, test control, essay
22.	Diseases of the urinary system. Acute and chronic glomerulonephritis and pyelonephritis. The main syndromes. Differential diagnosis. Treatment, prophylaxis	10	2	6		2	-	Debriefing, test control
23.	Diseases of the gastrointestinal tract in children. Acute and chronic gastritis, duodenitis, gastric ulcer and 12 duodenal ulcer, pancreatitis, cholecystitis, biliary dyskinesia. Etiopathogenesis. Clinic. Diagnostics. Treatment.	9	2	6		1	-	Debriefing, test control
24.	"Rush infections": measles, rubella, scarlet fever, chicken pox. Etiopathogenesis, epidemiology, clinic, treatment and prevention.	16	2	6		2	6	Debriefing, test control, essay
25.	Airborne droplets infections: whooping cough, epidarotit, diphtheria. Clinic, diagnostics, treatment and prevention. Emergency care for apnea in a patient with club. Events in ocha-ge.	10	2	6		2	-	Debriefing, test control
26.	Acute intestinal infections. Epidemiology. Etiopathogenesis. Clinical forms. Complications Criteria for the degree of dehydration. Treatment, prevention.	6	-	6			-	Debriefing, test control
27.	Meningococcal infection, classification, pathogenesis, clinic, treatment, prophylaxis.	6	-				6	Debriefing, test control, essay

Ministry of science and high education RF Ulyanovsk State University	Form	
F-Educational plan of the discipline		

Part 5. Outpatient pediatrics								
28.	Clinic: patronage of newborns and infants. Technique of care and feeding of newborns. Signs of full term. Mode of rest and nutrition of a nursing mother.	9		3			6	Debriefing, test control, essay
29.	Clinic: organization of work of departments. Work in the office of a healthy child and at a reception. Clinical examination of children. Health groups. Documentation of the site.	5	-	3		2	-	Debriefing, test control
30.	Work in a vaccination cabinet, documentation. Calendar of vaccinations. Complications after vaccinations. Treatment of post-vaccination complications.	13	2	4		1	6	Debriefing, test control, essay
Total		288	46	128		24	78	

If it is necessary to use partially or exclusively distance learning technologies in the educational process, it should be noted that the total number of hours (c.u.) set by the Department of discipline/specialty for each discipline/practice remains unchanged and is implemented in full. In this case, in the corresponding section of the educational program the total number of hours of work with students in accordance with the educational plan is allocated and the number of hours for conducting classes in a remote format using e-learning (online courses, lectures and seminars in videoconference mode, virtual practical classes, laboratory work in the form of virtual analogues, calculation and graphic works, individual tasks in the electronic information and educational environment, etc.) Training and industrial practice for all areas of discipline/specialties of all forms of training can be partially or fully implemented in a remote format.

5. COURSE CONTENT

Topic 1. Periods of childhood. Physical and mental development of children.

Topic content: Laws of increasing body mass and length, other parameters. Age-related features, semiotics of violations. Assessment of neuropsychic development.

Topic 2. General examination of a healthy and sick child.

Content: General examination of a healthy and sick child. APF and skin research methodology. Subcutaneous adipose tissue of the lymph nodes, musculoskeletal system. Semiotics of violations.

Topic 3. APF respiratory and circulatory organs.

Content of the topic: Anatomical and physiological features of respiratory and circulatory organs.

Inspection Technique. Functional tests. Semiotics of the main lesions.


Topic 4. Features of hematologicalopoiesis in children.

Contents of the topic: Features of blood formation in children. Peripheral blood counts depending on age. Assessment of blood tests. Semiotics of the main lesions.

Topic 5. Anatomical and physiological features of the digestive and urinary system.

The content of the topic: Anatomical and physiological features of the digestive and urinary organs. Inspection Technique. Semiotics of the main lesions. Assessment of urine tests, coprograms.

Topic 6. Feeding: natural, mixed, artificial.

Ministry of science and high education RF Ulyanovsk State University	Form	
F-Educational plan of the discipline		

Topic content: The advantage of natural feeding. Hypogalactia: preventive measures, stimulation of lactation. Description of milk formulas. Artificial, mixed feeding. Ways of calculating nutrition. Dates and rules for the introduction of feed.

Section 2. Neonatology

Topic 7. Problems of neonatology.

Topic content: Infant mortality and ways to reduce it: solving the problem of miscarriage, family planning program, improving perinatal diagnosis. Premature baby. The structure of the incidence of newborns.

Topic 8. The newborn.

Content: Physiology, signs of full-term. Apgar scale. Technique for the care of newborns. Prematurity. Causes of miscarriage, clinical signs, peculiarity of care. Organization of departments of newborns and premature

Topic 9. Intrauterine infections

Content: Intrauterine infections CMV, herpes, chlamydia, toxoplasmosis. Sepsis is bacterial.

Topic 10. Hemolytic disease of the newborn.

Content: hemolytic disease of the newborn. Definition, causes and predisposing factors. Pathogenesis, clinic, diagnosis and treatment.

Topic 11. Pathology of the neonatal period.

Contents of the topic: Pathology of the neonatal period. Perinatal damage to the central nervous system of hypoxic-traumatic genesis (brain and spinal cord).

Section 3. Diseases of young children

Topic 12. Rickets and rickets-like diseases

Content: Etiology and pathogenesis of rickets, features of the clinical picture and the current course of rickets. Rickets-like diseases. Diagnosis, differential diagnosis with tubulopathies and rickets-like diseases. Hypervitaminosis D. Principles of treatment and prevention.

Topic 13. Iron deficiency anemia.

Contents of the topic: Iron deficiency anemia. Clinic, hematological diagnostics. Differential diagnosis with other types of anemia. Treatment, prevention.

Topic 14. Chronic eating disorders.

Content: Chronic eating disorders in children. Etiology, pathogenesis, specific gravity in the pathology of children in modern conditions. Characterization of various forms of trophic disorders, principles of treatment and prevention.

Topic 15. Congenital heart defects.

Contents of the topic: Clinic, diagnosis, treatment. Acute and chronic cardiovascular failure. Etiology, pathogenesis, clinic, treatment program.

Section 4. Diseases of older children

Topic 16. Acute pneumonia in children

Contents of the topic: Acute pneumonia. The role of acute and respiratory diseases and bacterial infections in the development of pneumonia, development mechanisms. Clinical forms, complications, principles of treatment and prevention.

Topic 17. Bronchial asthma


Content: Bronchial asthma and chronic bronchopulmonary diseases. Etiology, pathogenesis. Features of the clinic. Diagnostics. Differential diagnosis, treatment, prevention. Asthmatic status. Emergency care for an attack of bronchial asthma, asthmatic status.

Topic 18. Bronchitis in children

Content: bronchitis in children of various ages. Acute simple and obstructive bronchitis in children. Classification. Etiology, pathogenesis, clinic, treatment.

Topic 19. Acute rheumatic fever.

Subject matter: Acute rheumatic fever. Etiopathogenesis. Clinic. Diagnostic criteria. Stages of

Ministry of science and high education RF Ulyanovsk State University	Form	
F-Educational plan of the discipline		

treatment. Primary and secondary prevention. Dispensary observation.

Topic 20. Leukemia

Contents of the topic: Leukemia. Options for acute leukemia in children. Clinic and diagnosis of acute leukemia in childhood. Clinical "masks" of leukemia. Diagnosis, differential diagnosis. The role of additional research methods. The principles of treatment.

Topic 21. Hemorrhagic diathesis and systemic vasculitis.

Content of the topic: Hemorrhagic diathesis and systemic vasculitis.

Etiology, pathogenesis and clinical manifestations of individual forms of hemorrhagic diathesis and systemic vasculitis. Features of the course in children. The principles of treatment.

Topic 22. Diseases of the urinary system. Acute and chronic glomerulonephritis and pyelonephritis. The main syndromes. Differential diagnosis. Treatment, prophylaxis. Features of the course of pyelonephritis in young children.

Topic 23. Diseases of the gastrointestinal tract in children.

Content: Gastritis, duodenitis, peptic ulcer. Biliary dyskinesia. Modern methods of clinical, instrumental and laboratory diagnostics. The principles of treatment. Cholecystitis. Pancreatitis Biliary dyskinesia. Modern methods of clinical, instrumental and laboratory diagnostics. The principles of treatment.

Topic 24. "Rush infections":

Content of the topic: Major infections: measles, rubella, scarlet fever, chickenpox. Etiopathogenesis, epidemiology, clinic, differential diagnosis between infections accompanied by rashes. Treatment and prevention.

Topic 25. Airborne infections:

Content: Airborne infections: Whooping cough, mumps. Diphtheria. Clinic, diagnosis, treatment and prevention. Emergency care for apnea in a patient with whooping cough.

Topic 26. Intestinal infections.

Contents of the topic: Intestinal infections. Etiology, pathogenesis, forms of acute intestinal infections in children. Dehydration syndrome. Emergency treatment. Principles for the treatment of intestinal infections. Rehydration therapy. Prevention

Topic 27. Meningococcal infection in children.

Contents of the topic: Meningococcal infection in children. Classification of meningococcal infections in children. Clinical forms and complications. Differential diagnosis of meningococcal meningitis with meningitis of another etiology. Emergency care for toxic shock and cerebral edema. Treatment and prevention.

Section 5. Clinic

Topic 28. Polyclinic: patronage of newborns and infants.

Contents of the topic: Clinic: patronage of newborns and infants.

Technique of care and feeding of newborns. Signs of full-term. The mode of rest and nutrition of the nursing mother.

Topic 29. Clinic: organization of work of departments.

Contents of the topic: Clinic: patronage of newborns and infants.

Work in the office of a healthy child and at a reception. Clinical examination of children. Health Groups. Site documentation.


Topic 30. Clinic: work in the vaccination room, documentation.

Content: Clinic: work in the vaccination room, documentation.

Vaccination calendar. Complications after vaccinations. Treatment of post-vaccination complications.

6. TOPICS OF PRACTICAL CLASSES AND SEMINARS (FOR DISCUSSING AND SELF-PREPARING OF STUDENTS)

Section 1. Propaedeutic of childhood

Ministry of science and high education RF Ulyanovsk State University	Form	
F-Educational plan of the discipline		

Topic 1. Periods of childhood. Physical and mental development of children

Questions to the topic:

1. Childhood periods
2. The laws of increasing mass and body length, other parameters.
3. Assessment of physical development.
4. Embryogenesis of the nervous system
5. Assessment of neuropsychic development.
6. Age features of physical and neuropsychic development
7. Semiotics of violations of physical and neuropsychic development.
8. Assessment of neuropsychic development.

Topic 2. General examination of a healthy and sick child

Questions to the topic:

1. General examination of a healthy and sick child.
2. AFF and methods of skin research.
3. AFF and methods for the study of subcutaneous fat,
4. AFF and research methods l / nodes,
5. AFF and a technique for studying the skeletal system.
6. AFF and methods for studying the muscular system.
7. Semiotics of violations

Topic 3 APF of respiratory and circulatory organs.

Questions to the topic:

1. Respiratory embryogenesis
2. APF of the respiratory system in children and adolescents
3. Embryogenesis of CVS
4. Age features of CVS
5. Methods of examination of the respiratory system.
6. Methodology for the examination of CVS.
7. Functional tests.
8. Semiotics of the main lesions.

Topic 4. Features of hematopoiesis in children.


Questions to the topic:

1. Features of hematopoiesis in children at different age periods.
2. APF of hematopoietic organs.
3. Standards of peripheral blood, depending on age.
4. Evaluation of blood tests.
5. Semiotics of the main lesions of the hematopoietic system.
6. Inspection technique.

Topic 5. APF of the digestive and urinary organs.

Questions to the topic:

1. Embryogenesis and APF of the digestive system
2. Embryogenesis and Apoorgan urination.
3. The survey technique.
4. Semiotics of the main lesions.
5. Evaluation of urine tests, coprograms and other research methods.

Ministry of science and high education RF Ulyanovsk State University	Form	
F-Educational plan of the discipline		

Topic 6. Feeding: natural, mixed, artificial.

Questions to the topic:

1. The principles of rational feeding of children.
2. The advantage of natural feeding.
3. Hypogalactia: preventive measures.
4. Lactation, stimulation of lactation.
5. Artificial feeding of children.
6. Mixed feeding, indications and rules of conduct.
7. Characteristics of milk formulas.
8. Features of feeding premature babies.

Section 2. Neonatology

Topic 7. A newborn baby.

Questions to the topic:

1. Physiology, signs of full-term.
2. Apgar scale.
3. Technique for the care of newborns.
4. Prematurity. Reasons for miscarriage,
5. Clinical signs of prematurity.
6. Features of care for premature babies.
7. Organization of departments of newborns and premature babies.

Topic 8. Hemolytic disease of the newborn.

Questions to the topic:

1. Definition of hemolytic disease of the newborn.
2. Reasons and predisposing factors.
3. The pathogenesis of hemolytic disease of the newborn,
4. Classification of hemolytic disease of the newborn
5. Clinic of hemolytic disease of the newborn,
6. Diagnostics
7. Treatment.
8. Prevention of HDN.

Section 3. Diseases of young children

Topic 9. Rickets.


Questions to the topic:

1. Definition of rickets
2. Etiology and predisposing factors in the occurrence of rickets.
3. pathogenesis of rickets.
4. Clinical and laboratory changes.
5. Diagnostics.
6. Differential diagnosis with tubulopathies and rickets-like diseases.
7. The concept of hypervitaminosis "D".
8. Drawing up a treatment and prevention plan.

Topic 10. Iron deficiency anemia.

Questions to the topic:

1. Definition of IDA
2. Etiology and predisposing factors in the occurrence of IDA
3. IDA pathogenesis

Ministry of science and high education RF Ulyanovsk State University	Form	
F-Educational plan of the discipline		

4. Clinical and laboratory changes IDA.
5. Hematological diagnostics.
6. Differential diagnosis with other types of anemia.
7. Treatment
8. Prevention.

Topic 11. Congenital heart diseases.

Questions to the topic:

1. Definition of IPN
2. Causes and predisposing factors in the development of CHD.
3. The pathogenesis of CHD.
4. Modern classification.
5. Features of the CHD clinic in children.
6. Diagnosis, differential diagnosis of CHD.
7. Treatment of CHD and complications.
8. Acute and chronic cardiovascular failure.
9. Etiology, pathogenesis of CVS.
10. Clinic CVS, treatment program.

Section 4. Diseases of older children

Topic 12. Acute pneumonia.

Questions to the topic:

1. Definition of acute pneumonia.
2. Causes and predisposing factors in the development of the disease.
3. The pathogenesis of acute pneumonia.
4. Modern classification.
5. Features of the clinic in children of different ages.
6. Diagnosis, differential diagnosis.
7. Treatment of acute pneumonia and complications.
8. Acute respiratory failure. Urgent Care.

Topic 13. Bronchial asthma and chronic bronchopulmonary diseases.


Questions to the topic:

1. Determination of bronchial asthma and chronic non-specific lung diseases.
2. Causes and predisposing factors in the development of the disease.
3. The pathogenesis of bronchial asthma.
4. Modern classification.
5. Features of the clinic in children of different ages.
6. Diagnosis, differential diagnosis
7. Treatment of bronchial asthma at the present stage.
8. Asthmatic status.
9. Emergency care for an attack of bronchial asthma, asthmatic status.

Topic 14. Acute rheumatic fever.

Questions to the topic:

1. Definition of acute rheumatic fever.
2. Causes and predisposing factors in the development of the disease.
3. The pathogenesis of acute rheumatic fever.
4. Modern classification and change of terminology.
5. Features of the clinic in children of different ages.

Ministry of science and high education RF Ulyanovsk State University	Form	
F-Educational plan of the discipline		

6. Diagnosis, differential diagnosis.
7. Diagnostic criteria.
8. Stages of treatment.
9. Primary and secondary prevention.
10. Clinical observation.

Topic 15. Leukemia.

Questions to the topic:

1. Definition of acute leukemia.
2. Causes and predisposing factors in the development of the disease.
3. Theories of the occurrence of acute leukemia.
4. The pathogenesis of acute leukemia.
5. Modern classification.
6. Features of the clinic in children of different ages.
7. Diagnosis, differential diagnosis.
8. Treatment program for acute leukemia.
9. Forecast.

Topic 16. Hemorrhagic diathesis.

Questions to the topic:

1. Definition of hemodialysis.
2. Causes and predisposing factors in the development of the disease.
3. The pathogenesis of hem vasculitis, hemophilia, thrombocytopenic purpura.
4. Modern classification.
5. Features of the clinic in children of different ages.
6. Diagnosis, differential diagnosis.
7. The treatment of hemophilia at the present stage.
8. Treatment and prevention of hemorrhagic vasculitis.
9. Treatment and prevention of thrombocytopenic purpura.

Topic 17. Diseases of the urinary system.


Questions to the topic:

1. Determination of acute and chronic pyelonephritis and glomerulonephritis.
2. Causes and predisposing factors in pyelonephritis and glomerulonephritis.
3. The pathogenesis of pyelonephritis.
4. The pathogenesis of glomerulonephritis.
5. Modern classification.
6. Features of the clinic in children of different ages.
7. Urinary syndrome.
8. Diagnosis, differential diagnosis of kidney disease.
9. Treatment of pyelonephritis and glomerulonephritis.
10. Clinical observation.

Topic 18. Gastrointestinal diseases.

Questions to the topic:

1. Definition of acute and hr. gastritis, duodenitis, gastric ulcer and 12 duodenal ulcer.
2. Causes and predisposing factors in the development of gastrointestinal disease.
3. The pathogenesis of acute and hr. gastritis, duodenitis, gastric ulcer and 12 duodenal ulcer.
4. Modern classification.
5. Features of the clinic in children of different ages.

Ministry of science and high education RF Ulyanovsk State University	Form	
F-Educational plan of the discipline		

6. Diagnosis, differential diagnosis.
7. Treatment of acute and hr. gastritis, duodenitis, gastric ulcer and 12 duodenal ulcer.
8. Prevention and follow-up
9. Definition of acute and hr. pancreatitis, cholecystitis
10. Causes and predisposing factors in the development of gastrointestinal disease.
11. The pathogenesis of acute and chronic pancreatitis, cholecystitis, biliary dyskinesia.
12. Modern classification.
13. Features of the clinic in children of different ages.
14. Diagnosis, differential diagnosis.
15. Treatment of acute and hr. gastritis, duodenitis, gastric ulcer and 12 duodenal ulcer.
16. Prevention and follow-up

Topic 19. Rash infections: measles, rubella, scarlet fever, chicken pox.

Questions to the topic:

1. Etiopathogenesis of measles, rubella, scarlet fever, chicken pox.
2. Epidemiology of rash infections.
3. Clinic of measles, rubella, scarlet fever, chicken pox.
4. Treatment of measles, rubella, scarlet fever, chicken pox.
5. Specific and nonspecific prevention.
6. Activities at the site of infection.

Topic 20. Airborne droplets infections: whooping cough, epiparotitis, diphtheria.


Questions to the topic:

1. Etiology and epidemiology of whooping cough.
2. Etiology and epidemiology of mumps.
3. Pathogenesis of pertussis and mumps.
4. Clinic of whooping cough and its complications.
5. Clinic and complications of mumps.
6. Diagnosis and differential diagnosis of airborne infections.
7. Treatment and prevention.
8. Emergency care for apnea in a patient with whooping cough.
9. Etiopathogenesis of diphtheria.
10. Epidemiological features of diphtheria at the present stage.
11. Classification of diphtheria.
12. Clinic of diphtheria.
13. Diagnosis and differential diagnosis.
14. Events in epid. hearth.
15. Treatment.

Topic 21. Acute intestinal infections.

Questions to the topic:

1. Etiology and epidemiology of acute intestinal infections at the present stage.
2. Etiopathogenesis.
3. Clinical forms of AII.
4. Complications.
5. Criteria for the degree of dehydration.
6. Treatment of AII
7. Prevention of AII.
8. Indications for hospitalization.
9. Anti-epidemic measures in the focus of acute intestinal infections.

Ministry of science and high education RF Ulyanovsk State University	Form	
F-Educational plan of the discipline		

Section 4. Clinic

Topic 22. Polyclinic: patronage of newborns and infants.

Questions to the topic:

1. Signs of full-term.
2. Transitional conditions of newborn children.
3. Technique for caring for newborns.
4. Feeding the newborn.
5. The mode of rest and nutrition of the nursing mother.

Topic 23. Clinic: work in the vaccination room, documentation.

Questions to the topic:

1. The structure and organization of the vaccination room.
2. The vaccination calendar.
3. Absolute contraindications for vaccination.
4. Relative contraindications to vaccination.
5. Types of vaccines.
6. Complications after vaccinations.
7. Treatment of vaccine-related complications.

7. LABORATORY CLASSES

This type of work is not provided by AP.

8. SUBJECTS OF COURSE PAPERS, TESTS, ESSAYS

The purpose of writing essays is an independent study of issues that are not included in the lecture course and the topics of practical classes.


The objectives of the study are to identify a modern vision of the problem of the etiology and pathogenesis of childhood diseases. To highlight the features of the clinic at the present stage, their diagnosis and treatment.

The abstracts should contain a plan of the problem being studied, which reflects the definition, etiopathogenesis, classification, clinic, diagnosis and differential diagnosis, treatment, prevention.

Abstracts should be issued on sheets of A4 format, font 14, spacing 1.5, a volume of 5-16 pages.


Questions submitted for independent study are included in the test control and final state certification.

1. Purulent-inflammatory diseases of the skin and navel in newborns
2. Sepsis of the newborn.
3. Cystic fibrosis. Pathogenesis, clinic, diagnosis, treatment.
4. Coma in children (hepatic, hyperglycemic, hypoglycemic)
5. Tuberculosis in children. Etiopathogenesis, clinic, diagnosis, treatment.
6. AIDS in children. Etiopathogenesis, clinic, diagnosis, treatment.
7. A. viral hepatitis A, B, C, D.
8. Helminthic infestations (ascariasis, enterobiosis, trichocephalosis, opisthorchiasis, tape)
9. Poisoning in children (carbon monoxide poisoning, FOS, turpentine, drugs, alcohol).


Ministry of science and high education RF Ulyanovsk State University	Form	
F-Educational plan of the discipline		

9. QUESTIONS FOR EXAM ON DISCIPLINE


1. Actual problems of neonatology. Infant mortality, its types, causes of infant mortality. Measures to reduce infant mortality.
2. Periods of childhood. Features of the neonatal, nursing, preschool and school periods.
3. The physical development of young children. The laws of mass growth and growth. Semiotics of physical development disorders. Survey methods. Indices of development harmony.
4. The concept of acceleration and retardation. Acceleration Theories. Clinical signs of acceleration and retardation.
5. Neuropsychic development of children of the first year of life. Survey methods. Semiotics of defeats.
6. Anatomical and physiological characteristics of the skin, subcutaneous fat. Survey methods. Semiotics of lesions and examination features.
7. Anatomical and physiological features of the bone and muscle system. Methodology of the survey. Semiotics of the main lesions.
8. Anatomical and physiological characteristics of the respiratory system in children. Methods of examination of the respiratory system in children. Semiotics of defeats.
9. Anatomical and physiological characteristics of the cardiovascular system in a child. Methods of examination of the cardiovascular system. Semiotics of defeats.
10. Anatomical and physiological characteristics of the gastrointestinal tract in children. Examination methods and semiotics of the main lesions.
11. Anatomical and physiological features of the urinary system in children. Methods of clinical and paraclinical examination. Semiotics of defeats.
12. The program of paraclinical examination of a child with pathology of the urinary system. Assessment of urine analysis of a healthy child, Zimnitsky's test. The concept of radioisotope renography, Reberg-Tareev test, cystoscopy.
13. Anatomical and physiological characteristics of the lymphatic system in children. Rules for examining lymph nodes, semiotics of lesions.
14. Screening program for children with suspected blood diseases. Semiotics of blood diseases. Evaluation of a blood test and bone marrow of a healthy child.
15. Natural feeding of children. Definition The advantage of natural feeding. Characteristics of human milk. Types and timing of the introduction of complementary foods. Calculation of nutrition.
16. Mixed feeding. Terms of introduction and types of complementary foods. Rules for the introduction of feed. The need for proteins, fats, carbohydrates in the quarters of the first year of life.
17. Artificial feeding. Definition Mixtures for feeding children, their types, characteristics. Methods of calculating nutrition for artificial feeding, timing of the introduction of complementary foods.
18. Full-term baby. Reflexes of the newborn. Borderline conditions of newborn children.
19. Premature and immature baby. Signs of prematurity and immaturity. Stages of nursing.
20. Patronage of a newborn in the area. Features of the transition period. Boundary states.

Ministry of science and high education RF Ulyanovsk State University	Form	
F-Educational plan of the discipline		

21. Birth injury to the brain and spinal cord in a newborn. Clinic, topical diagnostics, treatment, rehabilitation, prognosis.
22. Hypoxic-ischemic brain damage in the newborn. Etiology, pathogenesis. Classification. Clinical and neurological characteristic. Treatment.
23. Early and late anemia in premature infants. Etiology, pathogenesis, clinic, diagnostics, treatment.
24. TORCH syndrome in newborns. Features of the clinic. Laboratory diagnostics.
25. Principles of medical examination of healthy children after 1 year. Clinical examination of children with somatic diseases. Documentation.
26. Intrauterine infections: CMV, herpes simplex in newborns. Transmission ways. The clinical picture. Differential diagnosis. Treatment.
27. Hemolytic disease of the newborn. Etiology. Pathogenesis. Classification of Clinics. Differential diagnosis. Treatment. Complications Forecast.
28. Infectious diseases of the skin and navel in newborns. Etiology. The clinical picture. Treatment. Prevention
29. Dystrophy by type of malnutrition. Classification. Clinic, diagnosis, treatment, prophylaxis.
30. Non-rheumatic carditis in children. Etiology, pathogenesis, clinical presentation, treatment and prevention.
31. Heart failure in children. Classification. Etiology, pathogenesis. The clinical characteristic. Urgent Care
32. Acute rheumatic fever. Etiology. Pathogenesis. Clinic, diagnostic criteria of Kessel-Johnson-Nesterov, diagnosis, treatment.
33. Systemic lupus erythematosus. Clinical and laboratory manifestations. Differential diagnosis. The principles of treatment. Dispensary observation.
34. Juvenile rheumatoid arthritis in children. Etiology, pathogenesis. The clinical picture, diagnosis, treatment.
35. Bronchial asthma. Predisposing and contributing factors in the occurrence of bronchial asthma. Pathogenesis and clinical picture. Treatment. Prevention
36. Clinical characteristics and characteristics of the course of bronchial asthma in young children. The principles of step therapy for asthma in children
37. Community-acquired pneumonia, etiology, course features, clinical presentation, treatment. Forecast
38. Nosocomial pneumonia, etiology, course features, clinical presentation, treatment. Forecast.
39. Acute obstructive bronchitis. Etiology. Pathogenesis. Clinic. Diagnostics. Treatment.
40. Rickets. Etiology, pathogenesis, classification, clinic, treatment, prevention.
41. Rickets-like diseases. Clinic. Differential diagnosis. Treatment.
42. Spasmophilia. Etiology, pathogenesis, clinic, diagnosis, treatment.
43. Chronic gastritis in children. Modern ideas about the etiology, pathogenesis. Classification. The clinical picture. Treatment.
44. Biliary dyskinesia. Etiology, pathogenesis. Clinical characteristics, diagnosis, treatment.

Ministry of science and high education RF Ulyanovsk State University	Form	
F-Educational plan of the discipline		


45. Peptic ulcer of the stomach and duodenum in children. Etiology, pathogenesis, clinical features, diagnosis and treatment.
46. Acute and chronic cholecystitis. Etiology. Pathogenesis. Clinic. Diagnosis, treatment.
47. Chronic pancreatitis in children. Etiology, pathogenesis. Clinic. Treatment.
48. Acute adrenal insufficiency. Etiology, pathogenesis, clinic. Urgent Care.
49. Thrombocytopenic purpura. Etiology, pathogenesis, clinic. Laboratory diagnosis and treatment.
50. Hemophilia. Etiology, pathogenesis, clinical features, complications, laboratory diagnostics. The principles of treatment.
51. Hemorrhagic vasculitis in children. Etiology, classification, pathogenesis. Features of vascular lesions of the microvasculature in hepatitis B. Clinic, treatment.
52. Acute leukemia in children. Etiology, pathogenesis, morphology. Clinical Syndromes. Diagnostics. Treatment.
53. Iron deficiency anemia. Clinic, diagnosis, treatment, prevention. Features of the course of IDA in young children.
54. Congenital heart defects
55. Congenital heart defects: Fallot disease, transposition of the great vessels, coarctation of the aorta.
56. Acute glomerulonephritis. Etiology, pathogenesis, clinic, diagnosis, treatment.
57. Chronic glomerulonephritis. Etiology, pathogenesis, clinic, diagnosis, treatment.
58. . Acute pyelonephritis in young children. Etiology, pathogenesis, classification, features of the clinic, treatment.
59. Chronic pyelonephritis. Etiology, pathogenesis, clinic, diagnosis, treatment.
60. Salmonellosis. Features of the clinical course. Differential diagnosis. Treatment. Prevention
61. Rubella. Etiology. Pathogenesis. The clinical picture. Differential diagnosis. Intrauterine rubella syndrome. Prevention
62. Respiratory viral infections: influenza, parainfluenza. Etiology. Pathogenesis. Features of the clinical picture. The principles of treatment. Prevention
63. Respiratory viral infections: adenoviral and respiratory syncytial infections. Etiology. Pathogenesis. Clinic, diagnostics, treatment. Prevention
64. Enterovirus infections in children. Clinical features. Differential diagnosis with other viral infections. Treatment. Prevention
65. Measles. Etiology, epidemiology, pathogenesis, clinic. Differential diagnostics. Treatment, prevention.
66. Chicken pox: epidemiology, pathogenesis, clinic, diagnosis, treatment. Anti-epidemic measures in the outbreak. Prevention
67. Mumps. Etiology, epidemiology, pathogenesis. Clinical picture, diagnosis, complications, treatment. Prevention
68. Whooping cough. Etiology, epidemiology. Complications and their treatment. Specific prophylaxis.
69. Whooping cough. Etiology, epidemiology, clinic, diagnosis, treatment. Tic prophylaxis.

Ministry of science and high education RF Ulyanovsk State University	Form	
F-Educational plan of the discipline		


70. Scarlet fever. Epidemiology, etiology. Pathogenesis. The clinical picture, complications, treatment. Prevention
71. Diphtheria: etiology, epidemiology at the present stage. Pathogenesis. Clinic diphtheria pharynx, treatment. Prevention
72. Dysentery in children. Etiology, pathogenesis, clinic, treatment, prevention.
73. Meningococcal infection. Etiology, epidemiology, incubation period. Pathogenesis. Meningococcal meningitis. Clinic. Prevention
74. Rotavirus infection. Etiology, epidemiology, clinic, diagnosis, treatment. Prevention
75. Intestinal toxicosis and exicosis in children. Types of exsicosis. Clinic, treatment. Pro lactation.
76. Acute viral hepatitis B. Etiology, pathogenesis, clinical features, treatment. Tic prophylaxis.
77. Sepsis in children. Etiology. Pathogenesis. Classification. Clinic. Treatment.
78. The basics of vaccination in childhood. The new vaccination calendar of Russia. Absolute and relative contraindications to vaccinations.
79. Post-vaccination reactions and complications. Clinic, treatment, preventive measures. Anti-vaccination movement.
80. Children's clinic. Organization and principle of work. Documentation. Clinical examination of healthy children in the outpatient area

10. SELF-STUDY WORK OF STUDENTS

№	Name of the section / subject	Types of SSW	Total number of hours	Current control
Section I. Propaedeutics of childhood diseases				
1.	APF of the digestive and urinary organs. Inspection Technique. Semiotics of the main lesions. Assessment of urine tests, coprograms, second-hand analyzes.	Study and teaching material	6	Checking lecture notes
Section 2. Neonatology.				
2.	Problems of neonatology. Infant mortality and ways to reduce it: solving the problem of miscarriage, family planning program, improving perinatal diagnosis. Premature baby. The structure of the incidence of newborns.	Study of educational and lecture material, abstract	6	Checking lecture notes, listening to essays
3.	Newborn baby: physiology, signs of full-term. Apgar scale. Technique for the care of newborns. Prematurity. Causes of miscarriage, clinical signs, peculiarity of care. Organization of departments of newborns and premature babies.	Study of educational and lecture material, abstract	6	Checking lecture notes, listening to essays

Ministry of science and high education RF Ulyanovsk State University	Form	
F-Educational plan of the discipline		

4.	Intrauterine infections CMV, herpes, chlamydia, toxoplasmosis. Sepsis is bacterial.	Study of educational and lecture material, abstract	6	Checking lecture notes, listening to essays
5.	Pathology of the neonatal period. Perinatal damage to the central nervous system of hypoxic-traumatic genesis (brain and spinal cord).	Study of educational and lecture material, abstract	6	Interviewing
Section 4. Diseases of older children.				
6.	Bronchial asthma and chronic bronchopulmonary diseases. Etiology, pathogenesis. Features of the clinic. Diagnostics. Differential diagnosis, treatment, prevention. Asthmatic status. Emergency care for an attack of bronchial asthma, asthmatic status.	Study of educational and lecture material, abstract	6	Checking lecture notes, listening to essays
7.	Bronchitis in children of various ages. Acute simple and obstructive bronchitis, diagnosis, therapeutic tactics.	Study of educational and lecture material, abstract	6	Checking lecture notes, listening to essays
8.	Diffuse diseases of the connective tissue. Etiology and pathogenesis. Features of the course of systemic lupus erythematosus, dermatomyositis, systemic sclerosis in children. Juvenile rheumatoid arthritis.	Study of educational and lecture material, abstract	6	Checking lecture notes, listening to essays
9.	Leukemia. Classification. Etiopathogenesis. Clinical "masks", examination methods. Treatment. Prognosis.	Study and teaching material	6	Checking lecture notes
10.	Diseases of the gastrointestinal tract in children. Acute and chronic gastritis, duodenitis, peptic ulcer of the stomach and duodenum, pancreatitis, cholecystitis, biliary dyskinesia. Etiopathogenesis. Clinic. Diagnostics. Treatment.	Study and teaching material	6	Checking lecture notes
11	III. Epidemiology. Etiopathogenesis. Clinical forms. Complications Criteria for the degree of dehydration. Treatment, prevention.	Study and teaching material	6	Checking lecture notes
Section 5. Clinic.				
12	Clinic: patronage of newborns and infants. Technique of care and feeding of newborns. Signs of	Study and teaching material	6	Checking lecture notes

Ministry of science and high education RF Ulyanovsk State University	Form	
F-Educational plan of the discipline		

	full-term. Mode of rest and nutrition of a nursing mother.			
13	Work in the vaccination room, documentation. Vaccination calendar. Complications after vaccinations. Treatment of post-vaccination complications.	Study and teaching material	6	Checking lecture notes

11. EDUCATIONAL-METHODOLOGICAL AND INFORMATION SUPPORT OF THE DISCIPLINE

a) List of recommended literature

Main literature:

1. Pediatric diseases : textbook / ed. by R. R. Kildiyarova. - Москва : ГЭОТАР-Медиа, 2022. - 752 с. - ISBN 978-5-9704-6544-8. - Текст : электронный // ЭБС "Консультант студента" : [сайт]. - URL : <https://www.studentlibrary.ru/book/ISBN9785970465448.html>
2. Ровбуть Т. И. Pediatrics = Педиатрия : пособие для студентов учреждений высшего образования, обучающихся по специальности 1-79 01 01 «Лечебное дело» [на англ. яз.] : the manual for the students of the faculty of international students / Т. И. Ровбуть, Н. М. Тихон, А. В. Лукша. - Гродно : ГрГМУ, 2020. - 204 с. - ISBN 9789855952917. - Текст : электронный // ЭБС "Букап" : [сайт]. - URL : <https://www.books-up.ru/ru/book/pediatrics-12056211/>

Additional literature:

1. Каширская Е. И. The manual about how to write child clinical case = Учебное пособие о правильном написании истории болезни ребенка. / Е. И. Каширская, Е. М. Мирошникова. - Астрахань : Астраханский ГМУ, 2018. - 29 с. - ISBN 9785442403893. - Текст : электронный // ЭБС "Букап" : [сайт]. - URL : <https://www.books-up.ru/ru/book/the-manual-about-how-to-write-child-clinical-case-10808100/>
2. Каширская Е. И. Fundamentals of feeding children the first year of life = Основы вскармливания детей первого года жизни / Е. И. Каширская, Е. Р. Швечихина, В. Г. Балдриян. - Астрахань : Астраханский ГМУ, 2018. - 52 с. - ISBN 9785442403886. - Текст : электронный // ЭБС "Букап" : [сайт]. - URL : <https://www.books-up.ru/ru/book/fundamentals-of-feeding-shildren-the-first-year-of-life-10808243/>

Educational and methodical literature

1. Educational and methodological guidelines for the organization of self-work of students in the discipline «Pediatrics» in the specialty 31.05.01 «General medicine» / Е. V. Prutskova. - Ульяновск : УлГУ, 2022. - 11 с. - Неопубликованный ресурс. - URL: <http://lib.ulsu.ru/MegaPro/Download/MObject/13365>. - Режим доступа: ЭБС УлГУ. - Текст : электронный.

Agreed:

Main Librarian

Position of the scientific library employee


Смажольникова Ольга

Full name

02.09

Signature

Date

Министерство науки и высшего образования РФ Ульяновский государственный университет	Форма	
Ф - Рабочая программа дисциплины		

в) Профессиональные базы данных, информационно-справочные системы

1. Электронно-библиотечные системы:

1.1. Цифровой образовательный ресурс IPRsmart : электронно-библиотечная система : сайт / ООО Компания «Ай Пи Ар Медиа». - Саратов, [2023]. - URL: <http://www.iprbookshop.ru>. - Режим доступа: для зарегистрир. пользователей. - Текст : электронный.

1.2. Образовательная платформа ЮРАЙТ : образовательный ресурс, электронная библиотека : сайт / ООО Электронное издательство «ЮРАЙТ». - Москва, [2023]. - URL: <https://urait.ru>. - Режим доступа: для зарегистрир. пользователей. - Текст : электронный.

1.3. База данных «Электронная библиотека технического ВУЗа (ЭБС «Консультант студента») : электронно-библиотечная система : сайт / ООО «Политехресурс». - Москва, [2023]. - URL: <https://www.studentlibrary.ru/cgi-bin/mb4x>. - Режим доступа: для зарегистрир. пользователей. - Текст : электронный.

1.4. Консультант врача. Электронная медицинская библиотека : база данных : сайт / ООО «Высшая школа организации и управления здравоохранением-Комплексный медицинский консалтинг». - Москва, [2023]. - URL: <https://www.rosmedlib.ru>. - Режим доступа: для зарегистрир. пользователей. - Текст : электронный.

1.5. Большая медицинская библиотека : электронно-библиотечная система : сайт / ООО «Букап». - Томск, [2023]. - URL: <https://www.books-up.ru/ru/library/>. - Режим доступа: для зарегистрир. пользователей. - Текст : электронный.

1.6. ЭБС Лань : электронно-библиотечная система : сайт / ООО ЭБС «Лань». - Санкт-Петербург, [2023]. - URL: <https://e.lanbook.com>. - Режим доступа: для зарегистрир. пользователей. - Текст : электронный.

1.7. ЭБС **Znanium.com** : электронно-библиотечная система : сайт / ООО «Знаниум». - Москва, [2023]. - URL: <http://znanium.com>. - Режим доступа : для зарегистрир. пользователей. - Текст : электронный.

2. КонсультантПлюс [Электронный ресурс]: справочная правовая система. / ООО «Консультант Плюс» - Электрон. дан. - Москва : КонсультантПлюс, [2023].

3. Базы данных периодических изданий:

3.1. eLIBRARY.RU: научная электронная библиотека : сайт / ООО «Научная Электронная Библиотека». - Москва, [2023]. - URL: <http://elibrary.ru>. - Режим доступа : для авториз. пользователей. - Текст : электронный


3.2. Электронная библиотека «Издательского дома «Гребенников» (Grebinnikon) : электронная библиотека / ООО ИД «Гребенников». - Москва, [2023]. - URL: <https://id2.action-media.ru/Personal/Products>. - Режим доступа : для авториз. пользователей. - Текст : электронный.

4. Федеральная государственная информационная система «Национальная электронная библиотека» : электронная библиотека : сайт / ФГБУ РГБ. - Москва, [2023]. - URL: <https://нэб.рф>. - Режим доступа : для пользователей научной библиотеки. - Текст : электронный.

5. Российское образование : федеральный портал / учредитель ФГАУ «ФИЦТО». - URL: <http://www.edu.ru>. - Текст : электронный.

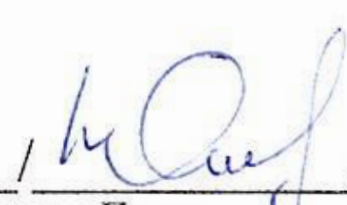
6. Электронная библиотечная система УлГУ : модуль «Электронная библиотека» АБИС Мега-ПРО / ООО «Дата Экспресс». - URL: <http://lib.ulsu.ru/MegaPro/Web>. - Режим доступа : для пользователей научной библиотеки. - Текст : электронный.


Согласовано:


должность сотрудника УИТиТ


Ф.И.О.


Подпись


Дата

Ministry of science and high education RF Ulyanovsk State University	Form	
F-Educational plan of the discipline		


12. MATERIAL AND TECHNICAL SUPPORT OF DISCIPLINE


N p / p	Name of type of education, level of education, profession, specialty, field of study (for vocational education), subtype of further education	The name of the facility confirming the availability of logistics, with a list of basic equipment	The address (location) of the object confirming the availability of material and technical support (indicating the number of such an object in accordance with the technical inventory documents)
	Pediatrics	Classroom 1 for lecture-type classes, seminar-type classes, group and individual consultations, ongoing control and intermediate certification	Ulyanovsk Region, Ulyanovsk, st. Radishcheva, 42 - UODKB


12. SPECIAL CONDITIONS FOR STUDENTS WITH DISABILITIES

Training students with disabilities is carried out taking into account the peculiarities of psychophysical development, individual capabilities and health of such students. Education of students with disabilities can be organized in conjunction with other students, and separately. If necessary, students from among persons with disabilities (at the request of the student) may be offered one of the following options for the perception of information, taking into account their individual psychophysical characteristics:

- for persons with visual impairment: in printed form in large print; in the form of an electronic document; in the form of an audio file (translation of educational materials into audio format); in printed form in Braille; individual consultations with the involvement of a tiflosurdoperevodchika; individual tasks and consultations.
- for persons with hearing impairment: in printed form; in the form of an electronic document; video materials with subtitles; individual consultations with the assistance of a sign language interpreter; individual tasks and consultations.
- for persons with musculoskeletal disorders: in printed form; in the form of an electronic document; in the form of an audio file; individual tasks and consultations."

Developer  _____ **Senior Lecturer** **Prutskova E. V.**
signature position name

 _____ **Senior Lecturer** **Dementyeva Y.N.**
signature position name

 _____ **assistant** **Kadyrova Y.A.**
signature position name